
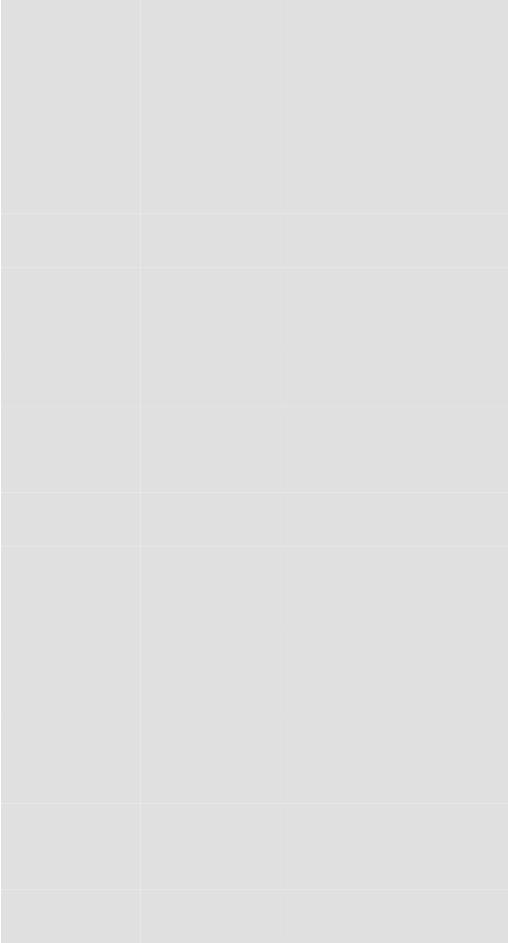


Enrollment and Credit Hour Report
Summer Term As of July 10, 2015 and July 12, 2016, respectively
Enrollment
July 13, 2016

Enrollment and Credit Hour Report



respectively
concentration





Enrollment and Credit Hour Report
 Summer Term As of July 10, 2015 and July 12, 2016, respectively
 Graduate Enrollment by Degree, Major, and Concentration
 July 13, 2016

			Summe r 2015 HC as of CENSU S	Summe r 2016 HC as of CENSU S	One Year % Change	Summer 2015 FTE as of CENSUS	Summer 2016 FTE as of CENSUS	One Year % Change FTE
Degree	Major	Concentration						
Master of Education	Reading	None	9	5	-44.44	7	5	-30.00
Master of Fine Arts	Total	Total	1	1	0.00	0	0	0.00
	Studio Art	None	1	1	0.00	0	0	0.00
Master of International Busi	Total	Total	25	22	-12.00	18	13	-24.05
	International Business	None	25	22	-12.00	18	13	-24.05
Master of Liberal Arts	Total	Total	6	13	116.67	2	6	200.00
	Lib. Arts w/Spec. Ed 4-8, 7-12	None	0					

Enrollment and Credit Hour Report
 Summer Term As of July 10, 2015 and July 12, 2016, respectively
 Graduate Enrollment by Degree, Major, and Concentration
 July 13, 2016

			Summe r 2015 HC as of CENSU S	Summe r 2016 HC as of CENSU S	One Year % Change	Summer 2015 FTE as of CENSUS	Summer 2016 FTE as of CENSUS	One Year % Change FTE
Degree	Major	Concentration						
Non-Degree Seeking GR	Post-Bacc. - w / Certification	High School Certification 8-12	1	4	300.00	1	3	400.00
		EC-6 Bilingual Ed.w/Int. Cert	0	1	.	0	1	.
		Mid Schl Math/Sci/Soc Stud 4-8	2	2	0.00	1	1	0.00
		None	1	2	100.00	0	1	300.00

Enrollment and Credit Hour Report
 Summer Term As of July 10, 2015 and July 12, 2016, respectively
 Student Credit Hours (SCH)
 July 13, 2016

		Summer 2015 SCH as of CENSUS	Summer 2016 SCH as of CENSUS	One Year % Change	
Level	College				
Undergraduate	Total	3,407	3,451	1.29	
	Dunham College of Business	ACCT	111	120	8.11
		BUSA	258	237	-8.14
		ECON	0	0	.
		FINA	39	54	38.46
		MGMT	27	57	38.46

Note: Student Credit Hours taken by Undergraduate Students are reported by Course Subject, Student Credit Hours taken Graduate Students are reported by their Degree Program.

Enrollment and Credit Hour Report
 Summer Term As of July 10, 2015 and July 12, 2016, respectively
 Student Credit Hours (SCH)
 July 13, 2016

		Summer 2015 SCH as of CENSUS	Summer 2016 SCH as of CENSUS	One Year % Change	
Level	College				
Undergraduate	College of Education and Behavioral Scie		99	291	193.94
		EDBI	0	30	.
		EDEC	0	30	.
		EDRE	6	0	.
		EDSP	0	30	.
		INDC	0	30	.
		PSYC	93	171	83.87
	College of Science and Mathematics		1,112	892	-19.78
		BCMB	0	4	.
		BIOL	566	568	0.35
		CHEM	201	132	-34.33
		MATH	149	60	-59.73
		PHYS	196	128	-34.69

(Continued)

Note: Student Credit Hours taken by Undergraduate Students are reported by Course Subject, Student Credit Hours taken Graduate Students are reported by their Degree Program.

Enrollment and Credit Hour Report
 Summer Term As of July 10, 2015 and July 12, 2016, respectively
 Student Credit Hours (SCH)
 July 13, 2016

		Summer 2015 SCH as of CENSUS	Summer 2016 SCH as of CENSUS	One Year % Change	
Level	College				
Graduate Student	School of Humanities		0	9	.
		MAC	0	3	.
		MFA	0	3	.
		NDEG	0	3	.
	Smith College of Liberal Arts		21	54	157.14
		MFA	3	0	.
		MLA	18	54	200.00
	College of Education and Behavioral Scie		1,848	1,895	2.54
		MAC	204	246	20.59
		MACC	53	44	-16.98
		MAP	252	225	-10.71
		MATS	9	0	.
		MED	1,173	1,232	5.03
	NDEG	157	148	-5.73	
Total	Total	6,609	6,594	-0.23	

Note: Student Credit Hours taken by Undergraduate Students are reported by Course Subject,
 Student Credit Hours taken Graduate Students are reported by their Degree Program.

Enrollment and Credit Hour Report
 Summer Term As of July 10, 2015 and July 12, 2016, respectively
 Student Credit Hours (SCH) by Schedule Type
 July 13, 2016


			Summer 2015 SCH as of CENSUS	Summer 2016 SCH as of CENSUS	One Year % Change
Level	College				
Undergraduate	Total	Total	3,407	3,451	1.29
	Dunham College of Business	Total	477	510	6.92
		Lecture	450	468	4.00
		Internship	27	42	55.56
	School of Christian Thought	Total	624	435	-30.29
		Lecture	333	231	-30.63
		Online 100%	291	204	-29.90
	School of Fine Arts	Total	80	61	-23.75
		Independent Study	3	6	100.00
		Lecture	11	13	18.18
		Online 100%	66	42	-36.36
	School of Humanities	Total	660	490	-25.76
		Independent Study	3	15	400.00
		Lecture	501	415	-17.17
		Online 100%	156	60	-61.54

(Continued)

Enrollment and Credit Hour Report
 Summer Term As of July 10, 2015 and July 12, 2016, respectively
 Student Credit Hours (SCH) by Schedule Type
 July 13, 2016


			Summer 2015 SCH as of CENSUS	Summer 2016 SCH as of CENSUS	One Year % Change
Level	College				
Undergraduate	College of Education and Behavioral Scie	Total	99	291	193.94
		Lecture	90	201	123.33
		Total	109	90	900.00
	College of Science and Mathematics	Total	1,112	8948	2 /TT2 10.09 Tf 549.6 302.88 Td (89

1,112



Enrollment and Credit Hour Report
 Summer Term As of July 10, 2015 and July 12, 2016, respectively
 Student Credit Hours (SCH) by Schedule Type
 July 13, 2016

			Summer 2015 SCH as of CENSUS	Summer 2016 SCH as of CENSUS	One Year % Change
Level	College				
Graduate Student	College of Education and Behavioral Scie	Online 100%	714	596	-16.53
Total	Total	Total	6,609	6,594	-0.23



Office of Institutional Research and Effectiveness



Enrollment and Credit Hour Report
 Summer Term As of July 10, 2015 and July 12, 2016, respectively
 Sections by Schedule Type
 July 13, 2016

			Summer 2015		Summer 2016		
			#	Hours	#	Hours	
Level	College						
Undergraduate	Smith College of Liberal Arts						
		Lecture	2	6	.	.	
		Total	2	6	.	.	
	College of Education and Behavioral Scie						
		Lecture	9	28	13	40	
		Online 100%	1	3	3	9	
		Total	10	31	16	49	
	College of Science and Mathematics						
		Lab	13	0	16	0	
		Lecture	20	70	20	75	
		Online 100%	1	3	1	3	
		Total	34	73	37	78	
	School of Nursing and Allied Health						
		Lecture	11	32	12	34	
		Online 100%	.	.	8	25	
Total		11	32	20	59		
Level Total			116	310	142	388	

(Continued)

Enrollment and Credit Hour Report
 Summer Term As of July 10, 2015 and July 12, 2016, respectively
 Sections by Schedule Type
 July 13, 2016

			Summer 2015		Summer 2016	
			#	Hours	#	Hours
Level	College					
Graduate Student						
	Dunham College of Business	Lecture	29	83	31	88
		Internship	1	3	1	3
		Online 100%	4	8	3	7
		Total	34	94	35	98
	School of Christian Thought					
		Independent Study	1	3	4	11
		Lecture	5	15	5	13
		Online 100%	6	18	6	18
		Total	12	36	15	42
	School of Humanities					
		Lecture	.	.	3	9
		Total	.	.	3	9
	Smith College of Liberal Arts					
Lecture		2	6	.	.	

(Continued)

