

Enrollment and Credit Hour Report
At Census
Enrollment
February 4, 2021

| HC and FTE | | Spring 2019-20 as of CENSUS | Spring 2020-21 as of CENSUS | One Year % Change | Spring 2019-20 FTE as of CENSUS | Spring 2020-21 FTE as of CENSUS | One Year % Change FTE |
|--------------------|--------------------|-----------------------------------|-----------------------------------|----------------------|--|--|-----------------------------|
| Undergraduate | Total | 2,406 | 2,382 | -1.00 | 2,147 | 2,095 | -2.40 |
| | Freshman | 602 | 582 | -3.32 | 552 | 518 | -6.08 |
| | Sophomore | 475 | 512 | 7.79 | 429 | 466 | 8.52 |
| | Junior | 620 | 511 | -17.58 | 549 | 448 | -18.33 |
| | Senior | 692 | 769 | 11.13 | 609 | 659 | 8.35 |
| | Non-Degree Seeking | 17 | 8 | -52.94 | 9 | 4 | -56.86 |
| Post Baccalaureate | Total | 18 | 13 | -27.78 | 15 | 11 | -22.86 |
| | Post Baccalaureate | 18 | 13 | -27.78 | 15 | 11 | -22.86 |
| Graduate Student | Total | 1,140 | 1,323 | 16.05 | 683 | 746 | 9.24 |
| | Graduate | 1,124 | 1,319 | 17.35 | 675 | 746 | 10.49 |
| | Non-Degree Seeking | 16 | 4 | -75.00 | 8 | 0 | -94.52 |
| Total | Total | 3,564 | 3,718 | 4.32 | 2,845 | 2,853 | 0.29 |

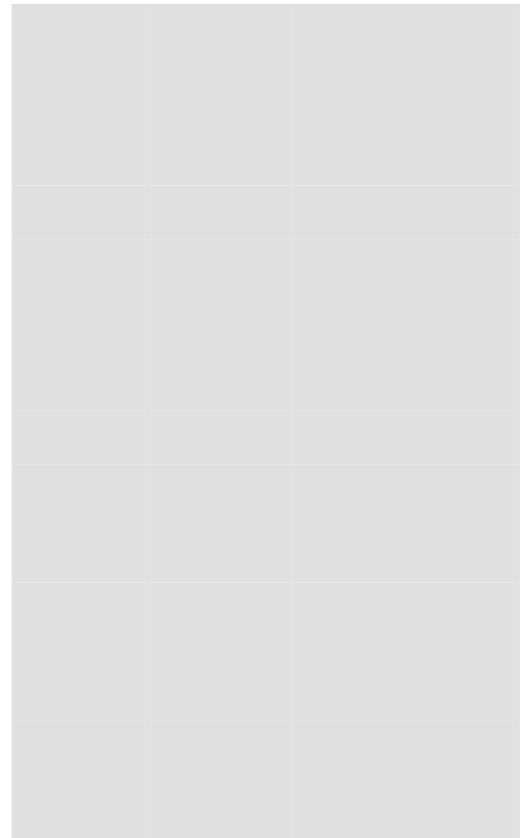

* FTE is calculated as (# FT Students) + (PT Hours/12) for undergrads, and (#FT Students) + (PT Hours/9) for graduate students.


Enrollment and Credit Hour Report
At Census



Enrollment and Credit Hour Report
 At Census
 Graduate Enrollment by Degree, Major, and Concentration
 February 4, 2021

| | | | Spring 2019-20 HC as of CENSUS | Spring 2020-21 HC as of CENSUS | One Year % Change | Spring 2019-20 FTE as of CENSUS | Spring 2020-21 FTE as of CENSUS | One Year % Change FTE |
|------------|----------------------|-----------------------------|--------------------------------------|--------------------------------------|----------------------|--|--|-----------------------------|
| [Redacted] | Degree | Major | | | | | | |
| | Master of Arts | Christian Counseling | Professional Life Coaching | 0 | 1 | . | 0 | 0 |
| | | | None | 26 | 19 | -26.92 | 16 | [Redacted] |
| | Christian Leadership | Marriage and Family Studies | 0 | 1 | . | 0 | [Redacted] | |
| | | | | | | 10 | -16.67 | |

ET 61212. 130.56 299.04 Td (eadership) d 121421reessH24.0ry2 324.96 85.40.733 070 8.48 331.2 Td (-16.67)TET 0.33 0.733 re B d B /TT2 10.09 Tf 672. d B6 Td (.ET 6121







Enrollment and Credit Hour Report
 At Census
 Graduate Enrollment by Degree, Major, and Concentration
 February 4, 2021

| | | | Spring 2019-20 HC as of CENSUS | Spring 2020-21 HC as of CENSUS | One Year % Change | Spring 2019-20 FTE as of CENSUS | Spring 2020-21 FTE as of CENSUS | One Year % Change FTE |
|---------------------|------------------|---------------|---|---|----------------------|---|---|-----------------------------|
| Degree | Major | Concentration | | | | | | |
| Master of Education | Reading | None | 7 | 11 | 57.14 | 5 | 8 | 50.00 |
| Master of Fine Arts | Total | Total | 31 | 41 | 32.26 | 31 | 41 | 33.70 |
| | Studio Art | None | 19 | 23 | 21.05 | 19 | 23 | 23.21 |
| | Creative Writing | None | 8 | 10 | | | | |
| | | | | | | | | |
| | | | | | | | | |
| | | | | | | | | |
| | | | | | | | | |
| | | | | | | | | |

Enrollment and Credit Hour Report
At Census
Graduate Enrollment by Degree, Major, and Concentration
February 4, 2021

| | | | Spring 2019-20 HC as of CENSUS | Spring 2020-21 HC as of CENSUS | One Year % Change | Spring 2019-20 FTE as of CENSUS | Spring 2020-21 FTE as of CENSUS | One Year % Change FTE | |
|----------------------|--------------------------------------|------------------------------|---|---|----------------------|---|---|-----------------------------|--------|
| Degree | Major | Concentration | | | | | | | |
| Master of Science | Total | Total | 263 | 293 | 11.41 | 157 | 139 | -11.61 | |
| | Human Resources Management | None | 77 | 67 | -12.99 | 34 | 31 | -7.24 | |
| | Kinesiology-Spo rt Management | None | 14 | 22 | 57.14 | 6 | 11 | 86.27 | |
| | Learning, Technology & Design | None | 0 | 15 | . | 0 | 8 | . | |
| | Management & Entrepreneursh ip | None | 4 | 9 | 125.00 | 3 | 5 | 77.78 | |
| | Nursing | Family Nurse Practitioner | | 137 | 156 | 13.87 | 94 | 73 | -22.16 |
| | | None | | 2 | 1 | -50.00 | 1 | 0 | -66.67 |
| | | PNP - Primary Care | | 29 | 23 | -20.69 | 20 | 10 | -48.89 |

(Continued)

Enrollment and Credit Hour Report
At Census
Graduate Enrollment by Degree, Major, and Concentration
February 4, 2021

| | | | Spring 2019-20 HC as of CENSUS | Spring 2020-21 HC as of CENSUS | One Year % Change | Spring 2019-20 FTE as of CENSUS | Spring 2020-21 FTE as of CENSUS | One Year % Change FTE | |
|--------------------------|-----------------------------------|--------------------------------------|---|---|----------------------|---|---|-----------------------------|--------|
| Degree | Major | Concentration | | | | | | | |
| Non-Degree Seeking GR | Total | Total | 29 | 23 | -20.69 | 13 | 10 | -20.18 | |
| | Undeclared | None | 1 | 0 | . | 1 | 0 | . | |
| | Post-Bacc. - w / Certification | All Level Art/Music/ Span/P.E. | | 4 | 1 | -75.00 | 2 | 0 | -93.75 |
| | | Composite Social Studies 7-12 | | 1 | 0 | . | 1 | 0 | . |
| | | Curriculum and Instruc. 7-12 | | 0 | 2 | . | 0 | 1 | . |
| | | Generalist EC-6 | | 4 | 2 | -50.00 | 3 | 1 | -58.33 |
| | | English Language Arts 7-12 | | 1 | 1 | 0.00 | 0 | 0 | -66.67 |
| | | EC-6 Bilingual Ed.w/Int. Cert | | 2 | 0 | . | 1 | 0 | . |
| | | Mid Schl Math/Sci/Soc Stud 4-8 | | 1 | 0 | . | 0 | 0 | . |

(Continued)


Enrollment and Credit Hour Report
 At Census
 Graduate Enrollment by Degree, Major, and Concentration
 February 4, 2021

| | | | Spring 2019-20 HC as of CENSUS | Spring 2020-21 HC as of CENSUS | One Year % Change | Spring 2019-20 FTE as of CENSUS | Spring 2020-21 FTE as of CENSUS | One Year % Change FTE |
|--------------------------|--------------------------------------|---------------|---|---|----------------------|---|---|-----------------------------|
| Degree | Major | Concentration | | | | | | |
| Non-Degree Seeking GR | Educational Diagnostician Cert | None | 1 | 0 | . | 0 | 0 | . |
| | Liberal Arts | None | 1 | 0 | . | 0 | 0 | . |
| | Licensed Prof. Counselor | None | 2 | 2 | 0.00 | 1 | 1 | -33.33 |
| | Licensed Spec. School Psyc. | None | 4 | 3 | -25.00 | 1 | 1 | 0.00 |
| | Theological Studies | None | 1 | 0 | . | 0 | 0 | . |

* FTE is calculated as (# FT Students) + (PT Hours/12) for undergrads, and (#FT Students) + (PT Hours/9) for graduate students.

Enrollment and Credit Hour Report
 At Census
 Student Credit Hours (SCH) by Student Level
 February 4, 2021

| | Spring 2019-20 SCH as of CENSUS | Spring 2020-21 SCH as of CENSUS | One Year % Change |
|---------------|---|---|----------------------|
| Student Level | | | |
| Undergraduate | 30,498 | 29,401 | |
| | | | |



Enrollment and Credit Hour Report
 At Census
 Undergraduate Student Credit Hours (SCH) by Subject
 February 4, 2021

| | | | Spring 2019-20 SCH as of CENSUS | Spring 2020-21 SCH as of CENSUS | One Year % Change |
|---------------|-------------------------------------|------|---|---|----------------------|
| Level | College | | | | |
| Undergraduate | School of Nursing and Allied Health | | 5,320 | 4,817 | -9.45 |
| | | KINE | 1,263 | 1,309 | 3.64 |
| | | NURS | 4,057 | 3,508 | -13.53 |
| Total | Total | | 30,498 | 29,401 | -3.60 |

Enrollment and Credit Hour Report
At Census
Graduate Student SCH by Program and Course Level
February 4, 2021

| | | | Course Level | | | |
|----------------|-----------------------------|--------------------------------|----------------|----------------|------------------|----------------|
| | | | Undergraduate | | Graduate Student | |
| | | | Spring 2019-20 | Spring 2020-21 | Spring 2019-20 | Spring 2020-21 |
| | | | SCH | SCH | SCH | SCH |
| Degree | Major | Concentration | | | | |
| Master of Arts | Pastoral Counseling | Professional Life Coaching | . | . | 6 | . |
| | | Human Sexuality | . | . | 6 | . |
| | Marriage and Family Therapy | None | . | . | 93 | 174 |
| | Philosophy | None | . | . | 60 | 54 |
| | Psychology | Licensed Spec. School Psyc. | . | . | 327 | 294 |
| | | Licensed Spec Respecialization | . | . | 49 | 18 |
| | | None | 2 | . | 265 | 313 |
| | | Specialist in School Psyc. | . | . | . | 241 |
| | Theology | None | . | . | 12 | . |
| | Theological Studies | Biblical Languages | . | . | . | 6 |
| | | Biblical Studies | . | . | . | 12 |
| | | Biblical Languages Track | . | . | . | 6 |
| | | None | . | . | 176 | 107 |

(Continued)

Enrollment and Credit Hour Report
 At Census
 Graduate Student SCH by Program and Course Level
 February 4, 2021

| | | | Course Level | | | |
|---------------------------|-------------------------|---------------------------|-------------------|-------------------|-------------------|-------------------|
| | | | Undergraduate | | Graduate Student | |
| | | | Spring 2019-20 | Spring 2020-21 | Spring 2019-20 | Spring 2020-21 |
| | | | SCH | SCH | SCH | SCH |
| Degree | Major | Concentration | | | | |
| Master of Business Admin. | Business Administration | Accounting | . | . | 89 | 45 |
| | | General Business | . | . | 62 | . |
| | | Data Analytics | . | . | . | 6 |
| | | CGEN | . | . | . | 203 |
| | | Entrepreneurship | . | . | 29 | 49 |
| | | International Business | . | . | 32 | 87 |
| | | Management | . | . | 16 | . |
| | | Marketing | . | . | 28 | 19 |
| | | None | . | . | 161 | 59 |
| | | Org. Development & Change | . | . | 28 | 71 |
| | MDAN | None | . | . | . | 12 |

(Continued)



[Redacted]

port

[Redacted]

[Redacted]

[Redacted]

| | |
|------------|------------|
| [Redacted] | [Redacted] |
| [Redacted] | [Redacted] |
| [Redacted] | [Redacted] |
| [Redacted] | [Redacted] |

Enrollment and Credit Hour Report
At Census
Graduate Student Enrollment by Program and Campus
February 4, 2021

| | | | | Spring 2019-20 HC as of CENSUS | Spring 2020-21 HC as of CENSUS | One Year % Change | Spring 2019-20 SCH as of CENSUS | Spring 2020-21 SCH as of CENSUS | One Year % Change SCH |
|----------------|-----------------------|---------------|--------------------|---|---|-------------------------|---|---|--------------------------------|
| Degree | Major | Concentration | Campus | | | | | | |
| Master of Arts | Apologetics | Cultural | HBU Main Campus | 2 | 1 | -50.00 | 6 | 3 | -50.00 |
| | | | Online | 23 | 19 | -17.39 | 73 | 72 | -1.37 |
| | | Philosophical | HBU Main Campus | 3 | 5 | 66.67 | 16 | 27 | 68.75 |
| | | | Online | 6 | 12 | 100.00 | 18 | 39 | 116.67 |
| | | None | HBU Main Campus | 3 | 0 | . | 10 | 0 | . |
| | | | Online | 9 | 3 | -66.67 | 27 | 9 | -66.67 |
| | Biblical Languages | None | HBU Main Campus | 5 | 8 | 60.00 | 30 | | |
| | | | | | | | | | |


Report

m and Campus

| Spring 2020-21 HC as of CENSUS | One Year % Change | Spring 2019-20 SCH as of CENSUS | Spring 2020-21 SCH as of CENSUS | One Year % Change SCH |
|---|-------------------------|---|---|--------------------------------|
| 0 | . | 6 | 0 | |
| 0 | . | 6 | 0 | |
| 9 | 50.00 | 42 | 39 | |
| | | | | |
| | | | | |



Effectiveness



Enrollment and Credit Hour Report
At Census
Graduate Student Enrollment by Program and Campus

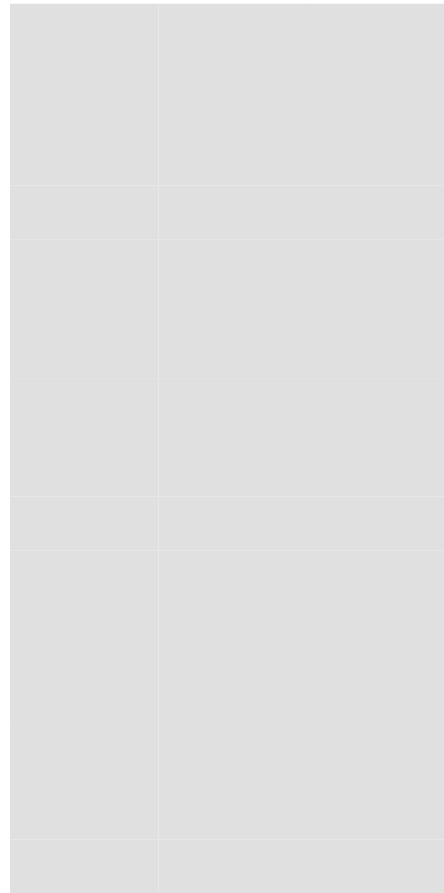





Enrollment and Credit Hour Report
 At Census
 Graduate Student Enrollment by Program and Campus
 February 4, 2021

| | | | | Spring 2019-20 HC as of CENSUS | Spring 2020-21 HC as of CENSUS | One Year % Change | Spring 2019-20 SCH as of CENSUS | Spring 2020-21 SCH as of CENSUS | One Year % Change SCH |
|----------------|------------------------|-----------------------|--------------------|---|---|-------------------------|---|---|--------------------------------|
| Degree | Major | Concentration | Campus | | | | | | |
| Master of Arts | Theological Studies | Biblical Languages | Online | 0 | 1 | . | 0 | 6 | . |
| | | Biblical Studies | HBU Main Campus | 0 | 1 | . | 0 | 6 | . |
| | | | Online | | | | | | |
| | | | | | | | | | |
| | | | | | | | | | |
| | | | | | | | | | |
| | | | | | | | | | |
| | | | | | | | | | |
| | | | | | | | | | |









Enrollment and Credit Hour Report
 At Census
 Graduate Student Enrollment by Program and Campus
 February 4, 2021

| | | | | Spring 2019-20 HC as of CENSUS | Spring 2020-21 HC as of CENSUS | One Year % Change | Spring 2019-20 SCH as of CENSUS | Spring 2020-21 SCH as of CENSUS | One Year % Change SCH |
|--------------------------|--------------------------------------|----------------------|--------------------|---|---|-------------------------|---|---|--------------------------------|
| Degree | Major | Concentration | Campus | | | | | | |
| Non-Degree Seeking GR | Post-Bacc. - w / Certification | Math Studies 7-12 | HBU Main Campus | 1 | 1 | 0.00 | 9 | 1 | -88.89 |
| | | None | HBU Main Campus | 1 | 2 | 100.00 | 2 | 9 | 350.00 |
| | Apologetics | None | HBU Main Campus | 2 | 1 | -50.00 | 4 | 3 | -25.00 |
| | Human Sexuality Studies | None | Online | 0 | 1 | . | 0 | 3 | . |
| | Lit. & Imaginative Apologetics | None | Online | 0 | 1 | . | 0 | 3 | . |
| | Professional Life Coaching | None | Online | 0 | 3 | . | 0 | 12 | . |
| | Educational Administration | None | HBU Main Campus | 1 | 0 | . | 2 | 0 | . |

(Continued)

Enrollment and Credit Hour Report
 At Census
 Student Credit Hours (SCH) by Schedule Type
 February 4, 2021

| | | | Spring 2019-20 SCH as of CENSUS | Spring 2020-21 SCH as of CENSUS | One Year % Change |
|---------------|------------------------------------|-------------------|---|---|----------------------|
| Level | College | | | | |
| Undergraduate | College of Science and Engineering | Total | 5,309 | 5,763 | 8.55 |
| | | Lab | 0 | 0 | . |
| | | Independent Study | 8 | 0 | . |
| | | Lecture | 5,139 | 5,592 | 8.81 |
| | | Online 100% | 162 | 171 | 5.56 |
| | School of Fine Arts | Total | 2,528 | 2,438 | -3.56 |
| | | Lab | 0 | 0 | . |
| | | Online-Hybrid | 0 | 9 | . |
| | | Independent Study | 0 | 67 | . |
| | | Lecture | 2,251 | 2,086 | -7.33 |
| | | Internship | 13 | 0 | . |
| | | Online 100% | 264 | 276 | 4.55 |

(Continued)

Enrollment and Credit Hour Report
 At Census
 Business and Education Leveling Courses by Schedule Type
 February 4, 2021

| | | Spring 2020-21 | | | | |
|-----------|------------------|----------------|---------|------------|-------------|-------|
| | | Schedule Type | | | | All |
| | | Online-Hybrid | Lecture | Internship | Online 100% | |
| | | Hours | Hours | Hours | Hours | |
| College | Course Type | | | | | |
| Business | HRM-MS | . | 27 | . | 207 | 234 |
| | HRM-MS Leveling | . | . | . | 48 | 48 |
| | MBA | 54 | 141 | . | 239 | 434 |
| | MBA Leveling | . | . | . | 117 | 117 |
| | MIB | . | . | . | . | . |
| | MIB Leveling | . | . | . | . | . |
| | All | 54 | 168 | . | 611 | 833 |
| Education | Course Type | | | | | |
| | PSYC-MA | . | 772 | 13 | 81 | 866 |
| | PSYC-MA Leveling | . | . | . | . | . |
| | All | . | 772 | 13 | 81 | 866 |
| All | | 54 | 940 | 13 | 692 | 1,699 |

Enrollment and Credit Hour Report
 At Census
 Business Leveling Courses by Student Campus
 February 4, 2021

| | | Spring 2019-20 | | | | | Spring 2020-21 | | | |
|-------------|-----------------|----------------|---------|------------|-------------|-------|----------------|---------|-------------|-----|
| | | Schedule Type | | | | All | Schedule Type | | | All |
| | | Online-Hybrid | Lecture | Internship | Online 100% | | Online-Hybrid | Lecture | Online 100% | |
| | | Hours | Hours | Hours | Hours | Hours | Hours | Hours | Hours | |
| Course Type | Student Campus | | | | | | | | | |
| MIB | | | | | | | | | | |
| | HBU Main Campus | . | 15 | 3 | 6 | 24 | . | . | . | |
| | All | . | 15 | | | | | | | |
| | | | | | | | | | | |
| | | | | | | | | | | |
| | | | | | | | | | | |

