





Enrollment and Credit Hour Report  
 Summer Term As of Census  
 Student Campus  
 July 18, 2022

HC and FTE		Summer 2021 HC as of CENSUS	Summer 2022 HC as of CENSUS	One Year % Change	Summer 2021 FTE as of CENSUS	Summer 2022 FTE as of CENSUS	One Year % Change FTE
Undergraduate	Total	707	729				

Enrollment and Credit Hour Report  
 Summer Term As of Census  
 Main Campus by Enrollee Type, Headcount and SCH  
 July 18, 2022


Main Campus Student HC and SCH		Summer 2021 HC as of CENSUS	Summer 2022 HC as of CENSUS	One Year % Change	Summer 2021 SCH as of CENSUS	Summer 2022 SCH as of CENSUS	One Year % Change SCH
Undergraduate	Total	458	463	1.09	2,444	2,458	0.57
	New First Time Freshman (0hrs)	31	36	16.13	129	153	18.60
	Transfer Student	18	11	-38.89	119	63	-47.06
	Post-Baccalaureate (Deg)	0	1	.	0	3	.
	Continuing	408	408	0.00	2,193	2,200	0.32
	Non-Degree Seeking	1	7	600.00	3	39	1200.00
Post Baccalaureate	Total	0	1	.	0	4	.
	Continuing	0	1	.	0	4	.
Graduate Student	Total	367	360	-1.91	2,424	2,075	-14.40
	Graduate Student	57	61	7.02	370	347	-6.22
	Continuing	307	296	-3.58	2,039	1,719	-15.69
	Non-Degree Seeking	3	3	0.00	15	9	-40.00
Total	Total	825	824	-0.12	4,868	4,537	-6.80



Enrollment and Credit Hour Report  
 Summer Term As of Census  
 Graduate Enrollment by Degree, Major, and Concentration  
 July 18, 2022

			Summer 2021 HC as of CENSUS	Summer 2022 HC as of CENSUS	One Year % Change	Summer 2021 FTE as of CENSUS	Summer 2022 FTE as of CENSUS	One Year % Change FTE
Degree	Major	Concentration						
Total	Total	Total	939	951	1.28	631	622	-1.51
Doctor of Education	Total	Total	97	112	15.46	87	91	4.57
	Exec. Educational Leadership	None	62	67	8.06	55	54	-2.41
	Exec. Mental Health/Human Serv	None	27	35	29.63	25	31	23.56
	Special Education Leadership	None	8	10	25.00	7	7	-7.81
Master of Arts	Total	Total	369	414	12.20	225	233	3.35
	Apologetics	Cultural	15	16	6.67	7	7	11.86
		Philosophical	8	8	0.00	4	3	-9.09
		None	2	2	0.00	1	1	0.00
	Biblical Languages	None	1	0	.	0	0	.

(Continued)







Enrollment and Credit Hour Report  
 Summer Term As of Census  
 Graduate Enrollment by Degree, Major, and Concentration  
 July 18, 2022

			Summer 2021 HC as of CENSUS	Summer 2022 HC as of CENSUS	One Year % Change	Summer 2021 FTE as of CENSUS	Summer 2022 FTE as of CENSUS	One Year % Change FTE
Degree	Major	Concentration						
Master of Arts	Human Services Counseling	Professional Life Coaching	6	3	-50.00	4	2	-50.00
		Marriage and Family Studies	1	0	.	0	0	.
		Addiction and Recovery	1	0	.	0	0	.
		Human Sexuality	0	1	.	0	1	.
		Marriage and Family	14	4	-71.43	8	2	-78.26
	Intercultural Studies	None	1	0	.	1	0	.
	Marriage and Family Therapy	None	33	46	39.39	23	30	30.43
	Philosophy	None	0	3	.	0	1	.

(Continued)

4242  
 ment and Credit Hour Report  
 Summer Term As of Census  
 ent by Degree, Major, and Concentration  
 July 18, 2022

Summer 2021 HC as of CENSUS	Summer 2022 HC as of CENSUS	One Year % Change	Summer 2021 FTE as of CENSUS	Summer 2022 FTE as of CENSUS	One Year % Change FTE
20	7	-65.00	11	3	-69.61
1	0	.	1	0	.
27	20	-25.93	16	9	-40.43
36	42				




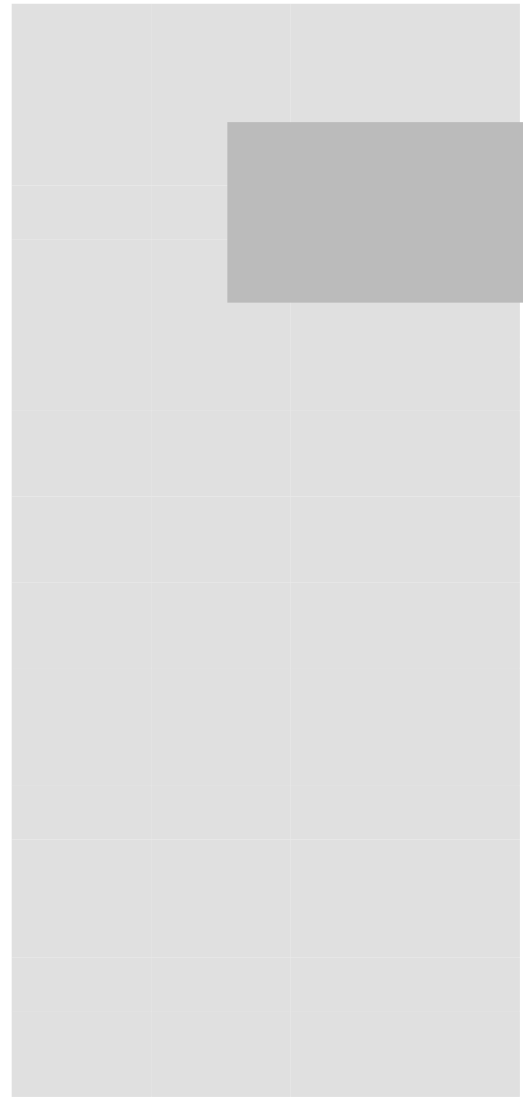

Enrollment and Credit Hour Report  
 Summer Term As of Census  
 Graduate Enrollment by Degree, Major, and Concentration  
 July 18, 2022

			Summer 2021 HC as of CENSUS	Summer 2022 HC as of CENSUS	One Year % Change	Summer 2021 FTE as of CENSUS	Summer 2022 FTE as of CENSUS	One Year % Change FTE
Degree	Major	Concentration						
Master of Business Admin.	Data Analytics	Entrepreneursh ip	0	1	.	0	1	.
		None	4	9	125.00	3	5	77.78
	Marketing	None	0	1	.	0	1	.
Master of Divinity	Total	Total	19	15	-21.05	12	8	-33.33
	Divinity							

Enrollment and Credit Hour Report  
 Summer Term As of Census  
 Graduate Enrollment by Degree, Major, and Concentration  
 July 18, 2022

			Summer 2021 HC as of CENSUS	Summer 2022 HC as of CENSUS	One Year % Change

Enrollment and Credit Hour Report  
Summer Term As of Census  
Graduate Enrollment by Degree, Major, and Concentration  
July 18, 2022 Ge B T 154 109 2087 RG 0 Census



Enrollment and Credit Hour Report  
 Summer Term As of Census  
 Graduate Enrollment by Degree, Major, and Concentration  
 July 18, 2022

			Summer 2021 HC as of CENSUS	Summer 2022 HC as of CENSUS	One Year % Change	Summer 2021 FTE as of CENSUS	Summer 2022 FTE as of CENSUS	One Year % Change FTE
Degree	Major	Concentration						
Master of Education	Reading	None	9	2	-77.78	8	2	-79.17
Master of Fine Arts	Total	Total	19	23	21.05	14	18	34.15
	Studio Art	None	1	4	300.00	0	3	700.00
	Creative Writing	None	9	14	55.56	6	12	94.44
	Screenwriting	None	9	5	-44.44	7	4	-45.45
Master of Liberal Arts	Total	Total	0	2	.	0	1	.
	Liberal Arts	None	0	2	.	0	1	.

(Continued)

Enrollment and Credit Hour Report  
 Summer Term As of Census  
 Graduate Enrollment by Degree, Major, and Concentration  
 July 18, 2022

			Summer 2021 HC as of CENSUS	Summer 2022 HC as of CENSUS	One Year % Change	Summer 2021 FTE as of CENSUS	Summer 2022 FTE as of CENSUS	One Year % Change FTE



Enrollment and Credit Hour Report  
 Summer Term As of Census  
 Graduate Enrollment by Degree, Major, and Concentration  
 July 18, 2022

			Summer 2021 HC as of CENSUS	Summer 2022 HC as of CENSUS	One Year % Change	Summer 2021 FTE as of CENSUS	Summer 2022 FTE as of CENSUS	One Year % Change FTE
Degree	Major	Concentration						
Master of Science	Nursing	Family Nurse Practitioner	144	126	-12.50	88	100	13.21
		PNP - Primary Care	24	18	-25.00	15	14	-7.97
Non-Degree Seeking GR	Total	Total	11	14	27.27	6	6	5.88
	Post-Bacc. - w / Certification	Curriculum and Instruc. 7-12	0	2	.	0	1	.
		Generalist EC-6	1	1	0.00	1	0	-50.00
		EC-6 Bilingual Ed.w/Int. Cert	1	0	.	1	0	.
		None	1	0	.	1	0	.
	Apologetics	None	2	1	-50.00	1	0	-66.67
	Professional Life Coaching	None	1	1	0.00	0	1	100.00
	ADM/CERT/	None	0	1	.	0	0	.
	Licensed Prof. Counselor	None	5	8	60.00	2	3	66.67

\* FTE is calculated as (# FT Students) + (PT Hours/12) for undergrads, and (#FT Students) + (PT Hours/9) for graduate students.

Enrollment and Credit Hour Report  
Summer Term As of Census  
Student Credit Hours (SCH) by Student Level  
July 18, 2022

	Summer 2021 SCH as of		



Enrollment and Credit Hour Report  
 Summer Term As of Census  
 Undergraduate Student Credit Hours (SCH) by Subject  
 July 18, 2022

			Summer 2021 SCH as of CENSUS	Summer 2022 SCH as of CENSUS	One Year % Change
Level	College				
Undergraduate	Dunham College of Business	MGMT	255	210	-17.65
		MIS	33	72	118.18
		MKTG	105	66	-37.14



Enrollment and Credit Hour Report  
 Summer Term As of Census  
 Undergraduate Student Credit Hours (SCH) by Subject  
 July 18, 2022

			Summer 2021 SCH as of CENSUS	Summer 2022 SCH as of CENSUS	One Year % Change
Level	College				
Undergraduate	School of Nursing and Allied Health		394	289	-26.65
		KINEKINE			

Enrollment and Credit Hour Report  
 Summer Term As of Census  
 Graduate Student SCH by Program and Course Level  
 July 18, 2022

			Course Level			
			Undergraduate		Graduate Student	
			Summe r 2021	Summe r 2022	Summe r 2021	Summe r 2022
			SCH	SCH	SCH	SCH
Degree	Major	Concentration				
Doctor of Education	Exec. Educational Leadership	None	.	.	630	601
	Exec. Mental Health/Human Serv	None	.	.	279	338
	Special Education Leadership	None	.	.	85	71
Master of Arts	Apologetics	Cultural	.	.	59	66
		Philosophical	.	.	33	30
		None	.	.	6	6
	Biblical Languages	None	.	.	3	.
	Classics & Early Christianity	Classics	.	.	.	3
		None	.	.	18	24
	Christian Counseling	Professional Life Coaching	.	.	3	.
		None	.	.	75	51
	Christian Leadership	Marriage and Family Studies	.	.	3	3
		None	.	.	42	18
Practical Theology		.	.	3	6	

(Continued)

Enrollment and Credit Hour Report  
 Summer Term As of Census  
 Graduate Student SCH by Program and Course Level  
 July 18, 2022

			Course Level			
			Undergraduate		Graduate Student	
			Summe r 2021	Summe r 2022	Summe r 2021	Summe r 2022
			SCH	SCH	SCH	SCH
Degree	Major	Concentration				
Master of Arts	Clinical Mental Health Counsel	None	.	.	855	1,086
		Marriage and Family	.	.	12	6
	Christian Psychological Studie	None	.	.	.	6
	Christian Psychology	None	.	.	6	8
	History	None	.	.	.	6
	Human Services	Professional Life Coaching	.	.	.	15
		None	.	.	.	9
		Marriage and Family	.	.	.	33
	Human Services Counseling	Professional Life Coaching	.	.	36	21
		Marriage and Family Studies	.	.	3	.
		Addiction and Recovery	.	.	3	.
		Human Sexuality	.	.	.	6
		Marriage and Family	.	.	69	15
	Intercultural Studies	None	.	.	6	.
	Marriage and Family Therapy	None	.	.	219	279

(Continued)




Enrollment and Credit Hour Report  
 Summer Term As of Census  
 Graduate Student SCH by Program and Course Level  
 July 18, 2022

			Course Level			
			Undergraduate		Graduate Student	
			Summer 2021	Summer 2022	Summer 2021	Summer 2022
			SCH	SCH	SCH	SCH
Degree	Major	Concentration				
Master of Arts	Philosophy	None	.	.	.	12
	Psychology	Licensed Spec. School Psyc.	.	.	108	31
		Licensed Spec Respecialization	.	.	6	.
		None	.	.	141	84
		Specialist in School Psyc.	.	.	246	216
	Theological Studies	Biblical Languages	.	.	9	12
		Biblical Studies	.	.	24	30
		Entrepreneurial Leadership	.	.	6	15
		Biblical Languages Track	.	.	9	.
		None	.	.	78	28
		Theological Studies	.	.	21	39

(Continued)

Enrollment and Credit Hour Report  
 Summer Term As of Census



				General Management				135	.48	TT2
15										

Summe

15

42

Enrollment and Credit Hour Report  
 Summer Term As of Census  
 Graduate Student SCH by Program and Course Level  
 July 18, 2022

			Course Level			
			Undergraduate		Graduate Student	
			Summe r 2021	Summe r 2022	Summe r 2021	Summe r 2022
			SCH	SCH	SCH	SCH
Degree	Major	Concentration				
Master of Divinity	Divinity	Biblical Languages	.	.	.	12
		Biblical Languages Track	.	.	63	6
		English Language Track	.	.	42	39
		None	.	.	9	12
		Theological Studies	.	.	.	6
Master of Education	Curriculum and Instruction	EC-6 Bilingual Ed.w/Int. Cert	.	.	.	12
		None	.	.	147	192
	Curriculum and Instruc.w/Cert.	All Level Art/Music/Span/P.E.	.	.	12	.
		Curriculum and Instruc. 7-12	.	.	9	

Enrollment and Credit Hour Report  
 Summer Term As of Census  
 Graduate Student SCH by Program and Course Level  
 July 18, 2022

			Course Level				
			Undergraduate		Graduate Student		
			Summer 2021	Summer 2022	Summer 2021	Summer 2022	
			SCH	SCH	SCH	SCH	
Degree	Major	Concentration					
Master of Education	Educational Administration	None	.	.	78	69	
	Bilingual Education	None	.	.	6	.	
	Educational Diagnostician	None	.	.	27	9	
	Higher Education	Higher Ed.-Business Management		.	.	9	28
		Counseling		.	.	15	18
		Learning, Technology & Design		.	.	6	12
		None		.	.	.	12
	Prof. School Counseling	None	.	.	27	33	
Reading	None	.	.	87	18		
Master of Fine Arts	Studio Art	None	.	.	3	24	
	Creative Writing	None	.	.	54	105	
	Screenwriting	None	.	.	66	36	
Master of Liberal Arts	Liberal Arts	None	.	.	.	9	


(Continued)



Enrollment and Credit Hour Report  
 Summer Term As of Census  
 Graduate Student SCH by Program and Course Level  
 July 18, 2022

			Course Level				
			Undergraduate		Graduate Student		
			Summer 2021	Summer 2022	Summer 2021	Summer 2022	
			SCH	SCH	SCH	SCH	
Degree	Major	Concentration					
Non-Degree Seeking GR	Licensed Prof. Counselor	None		.	.	18	30
All			3	3	6,100	5,933	

Enrollment and Credit Hour Report  
 Summer Term As of Census  
 Graduate Student Enrollment by Program and  
 July 18, 2022



				Summer 2021 HC as of CENSUS	Summer 2022 as of CENSUS
Degree	Major	Concentration	Campus		
Total	Total	Total		939	
HBU Main	Doctor of Education	Total	HBU Main Campus	39	

Enrollment and Credit Hour Report  
Summer Term As of Census  
Graduate Student Enrollment by Program and Campus  
July 18, 2022

			Summer 2021 HC as of CENSUS	Summer 2022 HC as of CENSUS	One Year % Change	Summer 2021 SCH as of	



Enrollment and Credit Hour Report  
 Summer Term As of Census  
 Graduate Student Enrollment by Program and Campus  
 July 18, 2022

				Summer 2021 HC as of CENSUS	Summer 2022 HC as of CENSUS	One Year % Change	Summer 2021 SCH as of CENSUS	Summer 2022 SCH as of CENSUS	One Year % Change SCH
Degree	Major	Concentration	Campus						
Master of Arts	Christian Counseling	Professional Life Coaching	Online	1	0	.	3	0	.
		None	HBU Main Campus	14	14	0.00	66	48	-27.27
			Online	3	1	-66.67	9	3	-66.67
	Christian Leadership	Marriage and Family Studies	Online	1	1	0.00	3	3	0.00
		None	HBU Main Campus	3	1				

|



Enrollment and Credit Hour Report  
 Summer Term As of Census  
 Graduate Student Enrollment by Program and Campus  
 July 18, 2022

				Summer 2021 HC as of CENSUS	Summer 2022 HC as of CENSUS	One Year % Change	Summer 2021 SCH as of CENSUS	Summer 2022 SCH as of CENSUS	One Year % Change SCH
Degree	Major	Concentration	Campus						
Master of Arts	Clinical Mental Health Counsel	None	HBU Main Campus	59	67	13.56	339	378	11.50
			Online	82	121	47.56	516	708	37.21
		Marriage and Family							

Enrollment and Credit Hour Report  
 Summer Term As of Census  
 Graduate Student Enrollment by Program and Campus  
 July 18, 2022

				Summer 2021 HC as of CENSUS	Summer 2022 HC as of CENSUS	One Year % Change	Summer 2021 SCH as of CENSUS	Summer 2022 SCH as of CENSUS	One Year % Change SCH
Degree	Major	Concentration	Campus						
Master of Arts	Human Services	Professional Life Coaching	HBU Main Campus	0	1	.	0	3	.
			Online	0	3	.	0	12	.
		None	Online	0	2	.	0	9	.
		Marriage and Family	Online	0	7	.	0	33	.
	Human Services Counseling	Professional Life Coaching	Online	6	3	-50.00	36	21	-41.67
		Marriage and Family Studies	Online	1	0	.	3	0	.
		Addiction and Recovery	Online	1	0	.	3	0	.
		Human Sexuality	Online	0	1	.	0	6	.
		Marriage and Family	Online	14	4	-71.43			





Enrollment and Credit Hour Rep2 5 30 rtiveness			
Year	Enrollment	Credit Hours	Effectiveness
2010			
2011			
2012			
2013			
2014			
2015			
2016			
2017			
2018			
2019			
2020			
2021			
2022			
2023			
2024			
2025			
2026			
2027			
2028			
2029			
2030			

Enrollment and Credit Hour Rep2 5 30 rtiveness	
Year	Effectiveness
2010	
2011	
2012	
2013	
2014	
2015	
2016	
2017	
2018	
2019	
2020	
2021	
2022	
2023	
2024	
2025	
2026	
2027	
2028	
2029	
2030	

-81.48

Enrollment and Credit Hour Report  
 Summer Term As of Census  
 Graduate Student Enrollment by Program and Campus  
 July 18, 2022

				Summer 2021 HC as of CENSUS	Summer 2022 HC as of CENSUS	One Year % Change	Summer 2021 SCH as of CENSUS	Summer 2022 SCH as of CENSUS	One Year % Change SCH
Degree	Major	Concentration	Campus						
Master of Divinity	Divinity	Biblical Languages	HBU Main Campus	0	1	.	0	12	.
		Biblical Languages Track	HBU Main Campus	5	1	-80.00	30	3	-90.00
			Online	5	1	-80.00	33	3	-90.91
		English Language Track	HBU Main Campus	4	3	-25.00	21	12	-42.86
			Online	3	5	66.67	21	27	28.57
		None	HBU Main Campus	2	2	0.00	9	9	0.00
			Online	0	1	.	0	3	.
		Theological Studies	Online	0	1	.	0	6	.

(Continued)



Enrollment and Credit Hour Report  
 Summer Term As of Census  
 Graduate Student Enrollment by Program and Campus  
 July 18, 2022

				Summer 2021 HC as of CENSUS	Summer 2022 HC as of CENSUS	One Year % Change	Summer 2021 SCH as of CENSUS	Summer 2022 SCH as of CENSUS	One Year % Change SCH
Degree	Major	Concentration	Campus						
Master of Education	Total	Total	HBU Main Campus	35	27				

Enrollment and Credit Hour Report  
 Summer Term As of Census  
 Graduate Student Enrollment by Program and Campus  
 July 18, 2022

				Summer 2021 HC as of CENSUS	Summer 2022 HC as of CENSUS	One Year % Change	Summer 2021 SCH as of CENSUS	Summer 2022 SCH as of CENSUS	One Year % Change SCH
Degree	Major	Concentration	Campus						
Master of Education	Curriculum and Instruc.w/ Cert.	All Level Art/Music/ Span/P.E.	HBU Main Campus	2	0	.	12	0	.
		Curriculum and Instruc. 7-12	HBU Main Campus	2	2	0.00	9	18	100.00
		Generalist EC-6	HBU Main Campus	4	5	25.00	30	30	0.00
		EC-6 Bilingual Ed.w/Int. Cert	HBU Main Campus	0	1	.	0	6	.
		Cert in EC-6 and Sp. Ed. EC-12	HBU Main Campus	1	1	0.00	3	3	0.00
		Mid Schl Math/Sci/Soc Stud 4-8	HBU Main Campus	1	1	0.00	6	9	50.00
		Mid Sch Read/Lang Arts/Eng 4-8	HBU Main Campus	1	1	0.00	12	3	-75.00
		None	HBU Main Campus	1	0	.	6	0	.

(Continued)



Enrollment and Credit Hour Report  
 Summer Term As of Census  
 Graduate Student Enrollment by Program and Campus  
 July 18, 2022

				Summer 2021 HC as of CENSUS	Summer 2022 HC as of CENSUS	One Year % Change	Summer 2021 SCH as of CENSUS	Summer 2022 SCH as of CENSUS	One Year % Change SCH
Degree	Major	Concentration	Campus						
	Prof. School Counseling	None	HBU Main Campus						

Enrollment and Credit Hour Report  
 Summer Term As of Census  
 Graduate Student Enrollment by Program and Campus  
 July 18, 2022

				Summer 2021 HC as of CENSUS	Summer 2022 HC as of CENSUS	One Year % Change	Summer 2021 SCH as of CENSUS	Summer 2022 SCH as of CENSUS	One Year % Change SCH	
Degree	Major	Concentration	Campus							
Master of Science	Total	Total	HBU Main Campus	23	16	-30.43	167	107	-35.93	
			Online	240	191	-20.42	1,472	1,334	-9.38	
	Human Resources Management	General Management	HBU Main Campus	0	1	.	0	9	.	
			None	HBU Main Campus	10	10	0.00	56	47	-16.07
				Online	29	18	-37.93	185	111	-40.00
	Kinesiology-Sp ort Management	None	HBU Main Campus	10	4	-60.00	84	39	-53.57	
			Online	10	6	-40.00	93	45	-51.61	

(Continued)

Enrollment and Credit Hour Report  
 Summer Term As of Census  
 Graduate Student Enrollment by Program and Campus  
 July 18, 2022

				Summer 2021 HC as of CENSUS	Summer 2022 HC as of CENSUS	One Year % Change	Summer 2021 SCH as of CENSUS	Summer 2022 SCH as of CENSUS	One Year % Change SCH
Degree	Major	Concentration	Campus						
Master of Science	Learning, Technology & Design	English Language Track	Online	1	0	.	12	0	.
		None	HBU Main Campus	2	0	.	18	0	.
			Online	24	17	-29.17	186	114	-38.71
	Management & Entrepreneurship	None	HBU Main Campus	1	1	0.00	9	12	33.33
			Online	8	6	-25.00	63	36	-42.86
	Nursing	Family Nurse Practitioner	Online	144	126	-12.50	795	900	13.21
		PNP - Primary Care	Online	24	18	-25.00	138	128	-7.25

(Continued)

Enrollment and Credit Hour Report  
 Summer Term As of Census  
 Graduate Student Enrollment by Program and Campus  
 July 18, 2022

				Summer 2021 HC as of CENSUS	Summer 2022 HC as of CENSUS	One Year % Change	Summer 2021 SCH as of CENSUS	Summer 2022 SCH as of CENSUS	One Year % Change SCH
Degree	Major	Concentration	Campus						
Non-Degree Seeking GR	Total	Total	HBU Main Campus	8	11	37.50	39	42	7.69
			Online	3	3	0.00	12	12	0.00
	Post-Bacc. - w / Certification	Curriculum and Instruc. 7-12	HBU Main Campus	0	2	.	0	9	.
			Generalist EC-6	1	1	0.00	6	3	-50.00
			EC-6 Bilingual Ed.w/Int. Cert						

Enrollment and Credit Hour Report  
 Summer Term As of Census  
 Student Credit Hours (SCH) by Schedule Type  
 July 18, 2022

			Summer 2021 SCH as of CENSUS	Summer 2022 SCH as of CENSUS	One Year % Change
Level	College				
Undergraduate	Total	Total	4,387	4,488	2.30
	College of Arts and Humanities	Total	0	1,200	.
		Online-Hybrid	0	6	.
		Independent Study	0	5	.
		Lecture	0	123	.
		Internship	0	43	.
		Online 100%	0	1,023	.
		Dunham College of Business	Total	746	750
	Online-Hybrid		9	0	.
	Lecture		69	102	47.83
	Internship		6	18	200.00
	Online 100%		662	630	-4.83
	School of Christian Thought	Total	831	720	-13.36
		Lecture	138	114	-17.39
		Online 100%	693	606	-12.55

(Continued)



Enrollment and Credit Hour Report  
 Summer Term As of Census  
 Student Credit Hours (SCH) by Schedule Type  
 July 18, 2022

			Summer 2021 SCH as of CENSUS	Summer 2022 SCH as of CENSUS	One Year % Change
Level	College				
Undergraduate	College of Science and Engineering	Total	367	506	37.87
		Lab	0	0	.
		Lecture	367	506	37.87
	School of Fine Arts	Total	130	0	.
		Independent Study	6	0	.
		Lecture	54	0	.
		Internship	1	0	.
		Online 100%	69	0	.
	School of Humanities	Total	1,017	0	.
		Lecture	105	0	.
		Online 100%	912	0	.

Enrollment and Credit Hour Report  
 Summer Term As of Census  
 Student Credit Hours (SCH) by Schedule Type  
 July 18, 2022

			Summer 2021 SCH as of CENSUS	Summer 2022 SCH as of CENSUS	One Year % Change
Level	College				
Undergraduate	School of Nursing and Allied Health	Total	394	289	-26.65
		Online-Hybrid	63	0	.
		KNE	0	198	.
		Lecture	114	0	.
		Online 100%	217	91	-58.06
Graduate Student	Total	Total	6,103	5,936	-2.74
	College of Arts and Humanities	Total	0	183	.
		Online-Hybrid		0	





Enrollment and Credit Hour Report  
 Summer Term As of Census  
 Business and Education Leveling Courses by Schedule Type  
 July 18, 2022

		Summer 2021				Summer 2022				
		Schedule Type			All	Schedule Type				All
		Lecture	Internship	Online 100%		Online-Hybrid	Lecture	Internship	Online 100%	
		Hours	Hours	Hours	Hours	Hours	Hours	Hours	Hours	Hours
College	Course Type									
Business	HRM-MS	3	.	216	219	.	15	.	120	135
	HRM-MS Leveling	.	.	22	22	.	.	.	32	32
	MBA	33	6	493	532	.	12	3	440	455
	MBA Leveling	.	.	68	68	.	.	.	91	91
	All	36	6	799	841	.	27	3	683	713
Education	Course Type									
	PSYC-MA	336	.	165	501	51	148	.	132	331
	All	336	.	165	501	51	148	.	132	331
All		372	6	964	1,342	51	175	3	815	1,044

Enrollment and Credit Hour Report  
 Summer Term As of Census  
 Graduate Cohort Enrollment by Degree  
 July 18, 2022

		Summer 2021 as of CENSUS	Summer 2022 as of CENSUS	One Year % Change	Summer 2021 SCH as of CENSUS	Summer 2022 SCH as of CENSUS	One Year % Change SCH
Degree							
		88	90	2.27	594	547	-7.91
Master of Divinity		19	15	-21.05	114	75	-34.21
	On Campus	11	7	-36.36	60	36	-40.00
	Online	8	8	0.00	54	39	-27.78
Master of Education		69	75	8.70	480		

